



বাংলাদেশ থাই এ্যালুমিনিয়াম লিঃ
BANGLADESH THAI ALUMINIUM LTD.



UN-AUDITED

**FINANCIAL STATEMENTS
OF
BANGLADESH THAI ALUMINIUM LIMITED**

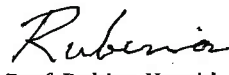
**29 KEMAL ATATURK AVENUE, BANANI C/A,
DHAKA – 1213.**

**FOR THE PERIOD FROM
01 JULY 2024 TO 31 DECEMBER 2024**




BANGLADESH THAI ALUMINIUM LIMITED
STATEMENT OF FINANCIAL POSITION
AS AT 31 DECEMBER 2024

PARTICULARS	NOTES	31-Dec-24 TAKA	30-Jun-24 TAKA
ASSETS			
Non-Current Assets			
Tangible Fixed Assets, Net of Accumulated Depreciation	1.00	3,079,648,104	3,114,124,723
Investment:			
Investment in BD Thai Food & Beverage Ltd.	2.00	49,315,070	49,315,070
Current Assets			
Inventories		1,183,561,351	1,210,580,495
Sundry Debtors	3.00	988,762,415	975,718,397
Loans, Advances and Deposits	4.00	1,068,926,134	1,058,720,394
Investment in Shares of listed companies		1,061,732	1,217,932
Cash at Banks and in Hand	5.00	3,714,682	3,396,414
TOTAL ASSETS		6,374,989,488	6,413,073,425
EQUITY AND LIABILITIES			
Shareholder's Equity			
Share Capital	6.01	1,277,752,500	1,277,752,500
Share Premium	7.00	555,147,247	555,147,247
Revenue Reserve	8.00	19,578,459	19,578,459
Revaluation Surplus	9.00	1,564,288,191	1,701,130,546
Retained Earning		248,397,912	350,762,825
Non-Current Liabilities			
Long Term Loan (Secured)	10.00	840,393,500	787,720,205
Deffered Tax	11.00	526,440,848	402,338,443
Current Liabilities and Provisions			
Short Term Loans	12.00	1,025,749,696	988,345,412
Unclaim & Unpaid Dividend		17,118,966	17,118,966
Creditors		32,587,260	33895514
Accrued Expenses		267,534,908	279,283,307
TOTAL EQUITY AND LIABILITIES		6,374,989,488	6,413,073,424
Net Asset Value (NAV) Per Share		28.68	30.56


Prof. Rubina Hamid
Chairman


Shabana Maleque
Director


SK. Jaidul Islam
Managing Director & CEO(Acting)


Sk. Ashikur Rahman
Company Secretary


Ashim Kumar Barua
CFO

Dated: 30 January 2025



BANGLADESH THAI ALUMINIUM LTD.
STATEMENT OF PROFIT OR LOSS AND OTHER COMPREHENSIVE INCOME
FOR THE PERIOD FROM 01 JULY 2024 TO 31 DECEMBER 2024

PARTICULARS	NOTES	01-July-2024	01-July-2023	01-Oct-2024	01-Oct-2023
		to 31-Dec-24	to 31-Dec-23	to 31-Dec-24	to 31-Dec-23
TURNOVER		124,759,384	339,950,683	36,014,414	165,012,802
COST OF GOODS SOLD		117,345,769	276,889,831	56,769,293	134,577,865
GROSS PROFIT		7,413,615	63,060,852	(20,754,879)	30,434,937
Administrative, Selling & Financial Expenses		122,817,499	115,096,369	58,112,748	59,499,004
Administrative Expenses		10,742,167	25,042,576	3,239,310	12,671,338
Selling & Distribution Expenses		8,083,040	21,037,938	2,040,480	10,468,969
Financial Expenses		103,992,292	69,015,855	52,832,958	36,358,697
OPERATING PROFIT		(115,403,884)	(52,035,517)	(78,867,627)	(29,064,067)
Other Income		1,538,560	910,020	872,235	484,510
Net Profit before Tax and WPP&WF		(113,865,324)	(51,125,497)	(77,995,392)	(28,579,557)
Workers Profit Participation & WF		-	-	-	-
Net Profit before Tax		(113,865,324)	(51,125,497)	(77,995,392)	(28,579,557)
Current Tax		748,556	2,039,704	216,086	987,524
Deferred Tax		449,343	273,382	586,128	134,879
Tax Expenses		1,197,899	(2,313,086)	802,214	1,122,403
Net Profit after Tax		(115,063,223)	(53,438,583)	(78,797,606)	(29,701,960)
Earning Per Share (Adjusted)	13.00	(0.90)	(0.42)	(0.62)	(0.23)

Prof. Rubina Hamid
Chairman

Shabana Maleque
Director

Sk. Jaidul Islam
Managing Director & CEO (Acting)

Sk. Ashikur Rahman
Company Secretary

Ashim Kumar Barua
CFO

Dated: 30 January 2025




BANGLADESH THAI ALUMINIUM LIMITED
STATEMENT OF CASH FLOWS
FOR THE PERIOD FROM 01 JULY 2024 TO 31 DECEMBER 2024

PARTICULARS	01-July-2024 to 31-Dec-24	01-July-2023 to 31-Dec-23
<u>CASH FLOWS FROM OPERATING ACTIVITIES</u>		
	(84,005,111)	(115,544,112)
Collection from Turnover & Others	113,253,926	284,592,650
Payment for Costs & Expenses	(92,882,448)	(321,212,878)
Interest paid on Bank Loan	(103,992,292)	(69,015,855)
Income Tax Paid & deducted at source	(384,297)	(9,908,029)
<u>CASH FLOWS FROM INVESTING ACTIVITIES</u>		
	(5,754,200)	(5,754,200)
Tangible Fixed Asset Acquired	(5,754,200)	-
Investment in Shares	-	-
<u>CASH FLOWS FROM FINANCING ACTIVITIES</u>		
	90,077,579	114,397,439
Share Capital	-	-
Cash Credit & Other loan received/(paid)	37,404,284	81,552,069
Long Term Loan Received /(Paid)	52,673,295	32,845,370
Dividend paid	-	-
Increase/(Decrease) in Cash and Cash Equivalents	318,268	(6,900,873)
Cash and Cash Equivalents at Opening	(3,396,414)	(28,544,892)
Cash and Cash Equivalents at Closing	3,714,682	21,644,019
Increase/(Decrease) in Cash and Cash Equivalents	318,268	(6,900,873)
Net Operating Cash Flow (NOCF) Per Share	(0.66)	(0.90)


Prof. Rubina Hamid
Chairman


Shabana Maleque
Director


Sk. Jaidul Islam
Managing Director & CEO (Acting)


Sk. Ashikur Rahman
Company Secretary


Ashim Kumar Barua
CFO

Dated: 30 January 2025



BANGLADESH THAI ALUMINIUM LIMITED
STATEMENT OF CHANGES IN EQUITY
FOR THE PERIOD FROM 01 JULY 2024 TO 31 DECEMBER 2024

Particulars	Share Capital	Share Premium	Revenue Reserve	Retained Earnings	Revaluation Surplus	Total
At 01 July 2024	1,277,752,500	555,147,247	19,578,459	350,762,825	1,701,130,546	3,904,371,577
Depreciation on Revaluation Surplus	-	-	-	13,189,292	(13,189,292)	-
Opening Deferred Tax on Revaluation	-	-	-	-	321,647,485	321,647,485
Closing Deferred Tax on Revaluation	-	-	-	-	(445,300,548)	(445,300,548)
Net Profit for the Period	-	-	-	(115,063,223)	-	(115,063,223)
Unrealize Gain on Investment in Shares	-	-	-	(490,982)	-	(490,982)
At 31 December 2024	1,277,752,500	555,147,247	19,578,459	248,397,912	1,564,288,191	3,665,164,310

FOR THE PERIOD FROM 01 JULY 2023 TO 31 DECEMBER 2023

Particulars	Share Capital	Share Premium	Revenue Reserve	Retained Earnings	Revaluation Surplus	Total
At 01 July 2023	1,277,752,500	555,147,247	19,578,459	446,761,936	1,257,681,223	3,556,921,365
Depreciation on Revaluation Surplus	-	-	-	6,791,465	(6,791,465)	-
Opening Deferred Tax on Revaluation	-	-	-	-	359,335,436	359,335,436
Closing Deferred Tax on Revaluation	-	-	-	-	(357,877,405)	(357,877,405)
Net Profit for the Period	-	-	-	(53,438,583)	-	(53,438,583)
At 31 December 2023	1,277,752,500	555,147,247	19,578,459	400,114,818	1,252,347,789	3,504,940,813


Prof. Rubina Hamid
Chairman


Shabana Maleque
Director


Sk. Jaidul Islam
Managing Director & CEO (Acting)


Sk. Ashikur Rahman
Company Secretary


Ashim Kumar Barua
CEO

Dated: 30 January 2025



BANGLADESH THAI ALUMINIUM LIMITED
NOTES TO THE FINANCIAL STATEMENTS
FOR THE PERIOD FROM 01 JULY 2024 TO 31 DECEMBER 2024
FORMING AN INTEGRAL PART OF THE FINANCIAL STATEMENTS.

1.00 Tangible Fixed Assets-Tk. 3,079,648,104

The break up of the above amount is as under :

Written down value as on 31.12.2024 (Annexure-A1 and A2)

Revaluation Surplus as on 31.12.2024 (Annexure-A3)

	31-Dec-24 TAKA	30-Jun-24 TAKA
	1,100,534,559	1,121,821,886
	1,979,113,545	1,992,302,837
Tk.	3,079,648,104	3,114,124,723

2.00 Investment in BD Thai Food & Beverage Ltd.: Tk. 49,315,070

The break up of the above amount is as under :

Paid up Capital

	31-Dec-24 TAKA	30-Jun-24 TAKA
	49,315,070	49,315,070
Tk.	49,315,070	49,315,070

3.00 Sundry Debtors : Tk. 988,762,415

The break up of the above amount is as under :

Gross Debtors

Unsecured but considered good

	31-Dec-24 TAKA	30-Jun-24 TAKA
	988,762,415	975,718,397
	988,762,415	975,718,397

4.00 Loans, Advances and Deposits : Tk. 1,068,926,134

The break up of the above amount is as under :

Balance as on 31 December 2024

	31-Dec-24 TAKA	30-Jun-24 TAKA
	1,068,926,134	1,058,720,394
	1,068,926,134	1,058,720,394

5.00 Cash at Banks and in Hand: Tk. 3,714,682

The break up of the above amount is as under :

Cash in Hand

Cash at Banks :

Mercantile Bank Ltd., Banani Br. Ac# 010611100004615
Mercantile Bank Ltd., Banani Br. Ac# 010611100012530(P/S)
Exim Bank Ltd., Gulshan Br. Ac# 00711100156068
Dutch Bangla Bank Ltd., Shafipur Br. Ac# 1821109993
Shaha Jalal Islami Bank Ltd., Banani Br. Ac# 101311100005496
Rupali Bank Ltd., Local Office Br. Ac# 200085688
Rupali Bank Ltd., Local Office Br. F.C. Ac# RQ03
In Dividend Account with Rupali Bank Ltd.
Shaha Jalal Islami Bank Ltd., (R/S)
Pubali Bank Ltd.,
BRAC Bank Ltd.,

	31-Dec-24 TAKA	30-Jun-24 TAKA
	315,371	19,144
	249,866	250,878
	2,544	4,964
	59,536	855,230
	197,416	243,077
	5,625	57,290
	635,374	438,684
	115,246	115,991
	1,057,044	1,053,418
	738,188	344,284
	338,472	13,454
Tk.	3,714,682	3,396,414



বাংলাদেশ থাই এ্যালুমিনিয়াম লিঃ
BANGLADESH THAI ALUMINIUM LTD.



6.00 Authorized Capital - Tk. 2,000,000,000

The Company has an authorized capital of Tk. 2,000,000,000 divided into 200,000,000 Ordinary Shares of Tk.10/- each.

6.01 Issued, Subscribed and Paid-up Capital: Tk. 1,277,752,500

It represents the paid-up capital of the Company consisting of :

No. of Shares	Particulars	31-Dec-24 TAKA	30-Jun-24 TAKA
5,081,000	Issued as Ordinary Shares of TK. 10 each fully paid up	50,810,000	50,810,000
508,100	Issued as Bonus Shares of Tk. 10/= each	5,081,000	5,081,000
2,781,640	Issued as Further Bonus Shares of Tk. 10/= each	27,816,400	27,816,400
5,589,100	Issued as Right Shares of Tk. 10/= each	55,891,000	55,891,000
3,079,660	Issued as Further Shares of Tk. 10/= each	30,796,600	30,796,600
3,407,900	Issued as Further Bonus Shares of Tk. 10/= each	34,079,000	34,079,000
12,431,850	Issued as Further Shares of Tk. 10/= each	124,318,500	124,318,500
8,219,810	Issued as Further Bonus Shares of Tk. 10/= each	82,198,100	82,198,100
2,054,953	Issued as Further Bonus Shares of Tk. 10/= each	20,549,530	20,549,530
2,157,700	Issued as Further Bonus Shares of Tk. 10/= each	21,577,000	21,577,000
2,265,586	Issued as Further Bonus Shares of Tk. 10/= each	22,655,860	22,655,860
4,757,729	Issued as Further Bonus Shares of Tk. 10/= each	47,577,290	47,577,290
5,233,502	Issued as Further Bonus Shares of Tk. 10/= each	52,335,020	52,335,020
52,335,028	Issued as Right Shares of Tk. 10/= each	523,350,280	523,350,280
5,495,178	Issued as Right Shares of Tk. 10/= each	54,951,780	54,951,780
8,654,905	Issued as Further Bonus Shares of Tk. 10/= each	86,549,050	86,549,050
3,721,609	Issued as Further Bonus Shares of Tk. 10/= each	37,216,090	37,216,090
127,775,250		1,277,752,500	1,277,752,500

7.00 Share Premium: Tk. 555,147,247

The break up of the above amount is as under :

Balance as per last A/c

31-Dec-24 TAKA	30-Jun-24 TAKA
555,147,247	555,147,247
555,147,247	555,147,247

8.00 Revenue Reserve: Tk. 19,578,459

The break up of the above amount is as under :

Balance as per last A/c

31-Dec-24 TAKA	30-Jun-24 TAKA
19,578,459	19,578,459
19,578,459	19,578,459

9.00 Revaluation Surplus: Tk. 1,564,288,191

The break up of the above amount is as under :

Balance as per last account
Addition During The Period
Depreciation charged on revaluation amount
Opening Deferred Tax
Closing Deferred Tax

31-Dec-24 TAKA	30-Jun-24 TAKA
1,701,130,546	1,257,681,223
-	421,233,388
(13,189,292)	(12,422,202)
321,647,485	356,285,622
(445,300,548)	(321,647,485)
1,564,288,191	1,701,130,546



10.00 Long Term Loan: Tk. 840,393,500

The break up of the above amount is as under :

Rupali Bank Ltd. (Block Loan 1, 2 and 3)
Less: Installment to be paid within 12 month
IPDC Loan
Project Loan - Rupali Bank Ltd.

	31-Dec-24 TAKA	30-Jun-24 TAKA
	710,395,597	670,193,180
	(112,400,000)	(112,400,000)
	1,124,890	1,334,890
	241,273,013	228,592,135
Tk.	840,393,500	787,720,205

11.00 Deferred Tax: Tk. 526,440,848

The break up of the above amount is as under :

On Revaluation
On Other Temporary Difference

	31-Dec-24 TAKA	30-Jun-24 TAKA
	445,300,548	321,647,485
	81,140,301	80,690,958
	526,440,848	402,338,443

12.00 Short Term Bank Loans (Secured): Tk. 1,025,749,696

The break up of the above amount is as under :

a) Cash Credit (Hypothecation)
from Rupali Bank Ltd., Local Office, Dhaka.
c) Installment of Long Term Loan
d) UPAS Loan, Rupali Bank Ltd., Local Office
e) COVID-19 Revolving Refinance Schem
f) Loan From Pristine Builders & Traders
g) Loan From Mr. Zahid Maleque
h) Loan From Rahat Real State & Construction Ltd.

	31-Dec-24 TAKA	30-Jun-24 TAKA
	530,672,005	497,047,370
	112,400,000	112,400,000
	194,108,349	200,111,062
	153,862,702	144,080,340
	1,450,000	1,450,000
	5,756,640	5,756,640
	27,500,000	27,500,000
Tk.	1,025,749,696	988,345,412

13.00 Basic Earning Per Share -EPS

The computation of EPS is given below:

a) Earnings/attribution to the Ordinary Shareholder's
b) Weighted Average number of the Ordinary
Shares Outstanding during the period
c) Basic EPS

	01-July-2024 to 31-Dec-24	01-July-2023 to 31-Dec-23
	(115,063,223)	(53,438,583)
	127,775,250	127,775,250
	(0.90)	(0.42)

14.00 Deviation of EPS

Because of decreasing volume of sales, earning per share (EPS) also decrease then corresponding preceding quarter.

15.00 Deviation of NOCFPS

Because of decreasing the collection against sales, NOCFPS also decrease then corresponding preceding quarter.

16.00 Impairment test of Investment and Property, Plant, and Equipment (PPE)

We have conducted impairment test of **Investment & PPE** but we found no impair of **Investment & PPE** as on 31 December 2024.



বাংলাদেশ থাই এ্যালুমিনিয়াম লিঃ
BANGLADESH THAI ALUMINIUM LTD.



BANGLADESH THAI ALUMINIUM LIMITED
SCHEDULE OF FIXED ASSETS
FOR THE PERIOD FROM 01 JULY 2024 TO 31 DECEMBER 2024
UNIT-1

Annexure-A-1

Particulars	Cost		Rate %	Depreciation			Written down value as on 31 Dec. 2024
	Balance as at 01 Jul 2024	Addition during the Period		Total as on 31 Dec. 2024	Balance as on 01 Jul 2024	Charged during the Period	
Land & Land Development	9,615,105	-	-	-	-	-	9,615,105
Factory Building	7,478,773	-	5%	6,179,426	32,484	6,211,910	1,266,863
Godown and Labour Quarter	2,438,144	-	5%	1,966,450	11,792	1,978,242	459,902
Electrification	1,409,904	-	6%	1,147,980	7,858	1,155,838	254,066
Plant and Machinery	3,516,162	-	10%	3,442,572	3,680	3,446,252	69,910
Office Equipment	522,915	-	15%	507,500	1,156	508,656	14,259
Motor Car & Vehicles	5,312,395	-	20%	5,305,537	686	5,306,223	6,172
Furniture & Fixture	758,575	-	10%	726,484	1,605	728,089	30,486
Refrigerator	67,243	-	15%	66,696	41	66,737	506
Television	51,000	-	25%	50,986	2	50,988	12
Photocopy Machine	304,000	-	15%	299,514	336	299,850	4,150
Telex Machine	86,243	-	15%	86,156	7	86,163	80
Type Writer Machine	65,000	-	10%	63,874	56	63,930	1,070
Fax Machine	195,300	-	20%	195,155	15	195,170	130
Electric Fan	69,555	-	10%	65,114	222	65,336	4,219
Amin Scales	34,215	-	10%	33,864	18	33,882	333
Computer Machine	3,359,854	-	20%	3,322,817	3,704	3,326,521	33,333
Gondala Machine	341,324	-	10%	323,320	900	324,220	17,104
Sub-Total	35,625,707	-		23,783,445	64,562	23,848,007	11,777,700

Taka
58,106
6,456
64,562

Depreciation has been charged to:
Production
Administration



বাংলাদেশ থাই এ্যালুমিনিয়াম লিঃ

BANGLADESH THAI ALUMINIUM LTD.



Intertek

BANGLADESH THAI ALUMINIUM LIMITED
SCHEDULE OF FIXED ASSETS
FOR THE PERIOD FROM 01 JULY 2024 TO 31 DECEMBER 2024
UNIT-2

Annexure-A-2

Particulars	Cost		Rate %	Depreciation			Written down value as on 31 Dec. 2024
	Balance as at 01 Jul 2024	Addition during the Period		Total as on 31 Dec. 2024	Balance as on 01 Jul 2024	Charged during the Period	
Land & Land Development	487,109,520	-	-	-	-	-	487,109,520
Factory Building	225,988,575	-	5%	101,129,299	3,121,482	104,250,781	121,737,794
Staff Quarter	8,976,379	-	5%	5,732,557	81,096	5,813,653	3,162,726
Billet Custing Plant	12,350,047	-	10%	10,706,904	82,157	10,789,061	1,560,986
Machinery & Equipment	1,121,369,559	3,557,000	10%	661,595,336	23,166,561	684,761,897	440,164,662
Office Equipment	4,161,565	-	15%	2,939,362	91,665	3,031,027	1,130,538
Wall & Fencing	10,684,030	-	5%	6,134,573	113,736	6,248,309	4,435,721
Die Workshop	50,500,804	28,600	10%	41,441,524	454,394	41,895,918	8,633,486
Motor Car & Vehicles	12,120,765	-	20%	11,300,966	81,980	11,382,946	737,819
Furniture & Fixture	3,555,079	-	10%	1,742,891	90,609	1,833,500	1,721,579
Air Cooler	959,310	-	20%	956,354	296	956,650	2,660
Time Recorder Machine	110,500	-	15%	109,229	95	109,324	1,176
Transformer	1,046,512	-	10%	994,481	2,602	997,083	49,429
Generator	37,202,291	-	10%	29,804,279	369,901	30,174,180	7,028,111
Generator House	3,670,139	-	5%	1,985,589	42,114	2,027,703	1,642,436
L. T. Pannels	200,000	-	6%	163,503	1,095	164,598	35,402
Wrapping Machine	862,328	-	10%	803,518	2,941	806,459	55,869
H. O. & Factory Decoration	27,871,093	-	10%	22,002,955	293,407	22,296,362	5,574,731
Over Head Bridge Crain	310,000	3,585,600	20%	308,946	358,665	667,611	3,227,989
Gas Line	3,357,700	-	10%	2,661,097	34,830	2,695,927	661,773
Micro Processor	773,446	-	10%	720,697	2,637	723,334	50,112
Spectrometer	327,483	-	10%	293,442	1,702	295,144	32,339
Total Tk.	2,013,507,125	5,754,200		903,527,501	28,393,965	931,921,466	1,088,756,859

Taka
25,554,569
2,839,397
28,393,965

Depreciation has been charged to:
Production
Administration



বাংলাদেশ থাই অ্যালুমিনিয়াম লিঃ
BANGLADESH THAI ALUMINIUM LTD.



BANGLADESH THAI ALUMINIUM LIMITED
SCHEDULE OF FIXED ASSETS
FOR THE PERIOD FROM 01 JULY 2024 TO 31 DECEMBER 2024
(On Revaluation)

Annexure-A-3

Particulars	Revaluation		Depreciation		Written down value as on 31 Dec. 2024
	Balance as at 01 Jul 2024	Addition during the period	Charged during the period	Total as on 31 Dec. 2024	
Land & Land Development	1,688,275,375	-	-	-	1,688,275,375
Factory Building & Other Constructions	145,124,610	-	2,012,080	66,653,471	78,471,139
Plant & Machinery	372,290,417	-	11,177,212	159,923,386	212,367,031
Total Tk.	2,205,690,402	-	13,189,292	226,576,857	1,979,113,545

Depreciation has been charged to:

Production
Administration

Taka

11,870,363
1,318,929
13,189,292